

2023

NSW Ultimate

ANNUAL REPORT



This disc is used for Ultimate - a non-contact, 7-a-side game which is self-refereed, even at World Championships. The field is 64m long by 37m wide, plus two endzones, 10m deep by 27m wide.

One team plays offence and tries to catch the disc in the defensive team's endzone. This is a point. You can throw the disc in any direction and as many times as you want to score.

A turnover occurs when the disc hits the ground, is intercepted, is caught out of bounds or not thrown within 10 seconds of catching.

Players cannot run with the disc but must come to a standing stop and set a pivot foot before then throwing it.

Throw, run, catch, have fun. Check out nswultimate.com.au for more.

NSW Ultimate

CONTENTS

NSW ULTIMATE 2023 ANNUAL REPORT

- 2** President's Report
- 4** General Manager's Report
- 5** Affiliated Clubs
- 6** Development Report
- 8** Participation Review
- 10** Events Report
- 14** Finance Report

EXECUTIVE COMMITTEE

NSW ULTIMATE BOARD

Millicent Crowe - President
Josiah Smith - Vice President (Elected Feb 2023)
Frank Milthorpe - Treasurer
Kylie O'Brien - Secretary
Daisy Ewan (Elected Feb 2023)
David O'Brien
Edmund Feng (Elected Feb 2023)
Monica Chang

Luke Prosser (Retired Feb 2023)
Sam Armes (Retired Feb 2023)

NSW ULTIMATE STAFF

General Manager: Ivan Spyrdz
Development Officer: Nicholas Lelli
Bookkeeper: Emily Goldstiver
Equipment Officer: Jack Gray
IT Officer: Alex Pentony Vran

PRESIDENT'S REPORT

It is my privilege to present the President's Report for 2022-2023, a period that signifies both continuity and change for NSW Ultimate.

This year marked the first uninterrupted year of Ultimate in NSW for several years, showcasing our resilience and commitment to the sport.

This not only underscores our dedication to the sport but also sets the stage for a period of change and growth within our organisation post the COVID disruption.

Financial Success and Stability:

I am pleased to share that 2022-2023 marked another year of financial success for NSW Ultimate, marking four consecutive years of profit. This achievement is a testament to the dedication of our committee and team, the support of our stakeholders, and the prudent financial management that underpins our operations.

The financial stability achieved over the past four years positions NSW Ultimate to invest in the future of the sport and provide even greater value to our members.

Program Expansion and Youth Engagement:

Our Ulti-Mates and Fly Sporting School programs continue to experience remarkable growth, engaging over 12,500 children in NSW programs.

The introduction of the Sydney Youth Hat in April 2023 underscores our



commitment to nurturing the sport at its grassroots and cultivating the next generation of Ultimate players.

Success at All Levels:

Congratulations to all the NSW players and teams who achieved success at State, National, and International levels. Your achievements not only bring accolades and recognition to yourselves but also shines a spotlight on the excellence that defines NSW Ultimate.

Acknowledgments and Appreciation:

Heartfelt gratitude is extended to our volunteers, clubs, and players who have been the driving force behind our success. Your contributions have been invaluable, and we appreciate your continued support in propelling NSW Ultimate to new heights.

Team Expansion and New Leadership:

Welcome to Nic Lelli, who joined us full-time as the Development Officer in January, and Ivan Spyrdz, our inaugural General Manager, who started in May.

Their expertise and dedication align with our vision for NSW Ultimate, and we look forward to the positive impact they will have on our organisation now and in the future.

A Period of Change:

NSW Ultimate finds itself in a transformative phase, characterized by a commitment to innovation, inclusivity, and adaptability. This change is evident in our expanded programs, new leadership team, and our collective determination to usher NSW Ultimate into a new era. Embracing this change is essential to our growth and ensuring that Ultimate continues to thrive in our community.

Board Appreciation:

I express sincere appreciation to the Board for their tireless efforts and unwavering support throughout the year. Your strategic guidance has been instrumental in navigating the changes and ensuring the continued success of NSW Ultimate.

Looking Ahead:

As we celebrate our achievements and navigate change, we remain optimistic about the future. NSW Ultimate is poised for sustained growth, and with your support, we are confident in our ability to shape the future of Ultimate in New South Wales and beyond.

In closing, I extend my gratitude to every individual who has contributed to the success of NSW Ultimate in the past year.

Your passion fuels our journey, and together, we are creating a legacy that will resonate for years to come.

Millicent Crowe
President



GM'S REPORT



It has been another strong year for NSW Ultimate as we emerge from the COVID period into a new world. A new world, where I truly believe Ultimate has a very bright future.

Despite my short time in the role, I would like to reflect on my initial thoughts as I have been welcomed into the Ultimate community.

The success of our Ulti-Mates and Fly Sporting School programs has only just begun. Both programs have created an excellent opportunity for us to promote Ultimate to the next generation of Australians. Whilst the past year has been great, I believe there is greater success to come.

As we celebrate those Sporting Schools achievements, it has become apparent the need for junior program offerings is paramount.

We must build on the great work already being done across NSW by volunteers, clubs and NSW Ultimate to ensure that our sport of choice continues to thrive and capture the imagination of the younger generation.

Since commencing in the role, I have attended several major events. It's crystal clear events play a pivotal role in our sport.

Events serve those players who are highly social or highly competitive, or both. It is essential that we review and improve our events, ensuring they are customer-focused and provide a memorable experience for participants.

4 The re-emergence of the NSW Mixed

Ultimate Championships and NSW Junior School State Championships this year shows Ultimate players love events. We will do our best to ensure NSW Ultimate delivers better and bigger events.

Financially, NSW Ultimate stands on solid ground, but we must acknowledge its fragility.

A hard earned net profit of \$20k during a period of great change should be celebrated. The result claimed a fourth year of positive returns for NSW Ultimate whilst undergoing key operational changes.

Moving forward, the cost of living crisis poses challenges for many, and we are not immune to the tough times ahead. However, within these challenges lie great opportunities.

To navigate the sporting landscape successfully, we must be courageous in our decision-making, always keeping in mind that the road to success requires decisions for the future, not the past.

Overall, the last year has had many successes and I congratulate each and everyone of you for your contributions.

As we reflect on the past, we also must also look to our future.

The way in which we deliver, participate, and enjoy Ultimate must be constantly challenged to ensure we are doing what is best for Ultimate and our community.

Participation data from the last eight years has been insightful, revealing clear shifts in the demographics of our Ultimate players.

To stay relevant, we must keep pace with these changes and adapt our strategies accordingly.

In the spirit of collaboration, I welcome you to reach out. This next chapter is all of ours to build and share. Your insights, feedback, and collaboration are crucial as we navigate the exciting times ahead.

AFFILIATED CLUBS:

- Bench Ultimate
- Barefoot Bandits
- Darlinghurst Ultimate Frisbee Federation
- Dubbo Ultimate Frisbee Federation
- Dungog Frisyay
- Greater Western Sydney Women's Ultimate
- Hills Ultimate Frisbee Association
- Inner West Ultimate
- Manly Ultimate
- NACE Ultimate
- Newcastle I-Beam
- Newcastle Pie Wagon Ultimate Club
- Newcastle Ultimate Inc.
- Northern Suburbs Ultimate Inc.
- Orange NSW Ultimate
- Rogue Women's Ultimate Club Inc.
- South West Ultimate Inc.
- Sugar Magnolias
- Sunder Ultimate
- Ultimate Volleyball Club
- Western NSW Ultimate Frisbee Inc.
- Western Sydney Ultimate
- Wollongong Ultimate Frisbee

It's become wonderfully clear to me, Ultimate is not just a sport; it's a community, and together, we will continue to make it a thriving and inclusive one.

I want to extend my heartfelt thanks to all the volunteers who have dedicated their time, energy, and passion to the success of Ultimate in our community. Your efforts have not gone unnoticed, and it is your commitment that forms the backbone of our sport. I also thank you for welcoming me to your community.

A special mention of gratitude goes to Millie and the Executive Committee for choosing me to be a part of this vibrant and dynamic community. Thank you for your trust and confidence in me.

I would also like to express my sincere appreciation to Emily Goldstiver and Nic Lelli for their warm welcome into their work family. Their support, education and guidance has been invaluable during the initial phase of my tenure.

As we stand at the cusp of a new chapter for Ultimate, I am filled with excitement and anticipation for the opportunities that lie ahead.

This is a pivotal time for our community, and together, we have the chance to shape the future of Ultimate in NSW.

It's a collective effort, and I encourage each and every one of you to actively participate and contribute your ideas, energy, and enthusiasm.

Thank you for your ongoing support, dedication and passion for Ultimate.

Ivan Spyrdz
General Manager

DEVELOPMENT REPORT

by Nicholas Lelli (NSWU Development Officer)

SPORTING SCHOOLS

Sporting Schools is a nationwide government funded program that provides grant funding directly to schools for students in years K- 8. This funding is to be expended on sport coaching services and equipment.

Schools can only purchase coaching services and equipment from sports included in the Sporting Schools program.

Ultimate gained inclusion into the program in Term 3 2021 for K-6 and gained inclusion for Years 7-8 in Term 4 2022. Ulti-Mates is Ultimate Australia's program for K-6 and FLY is the secondary school program.

Period and Program Details	U	F	T
2022 Term 3 Coach Delivered	15		2,149
2022 Term 3 Teacher Delivered	4		583
2022 Term 4 Coach Delivered	21	9	2,956
2022 Term 4 Teacher Delivered	4	12	1,675
2023 Term 1 Coach Delivered	11	6	1,936
2023 Term 1 Teacher Delivered	6	4	1,041
2023 Term 2 Coach Delivered	14	4	1,396
2023 Term 2 Teacher Delivered	3	4	844
TOTAL	78	39	12,580

Key: U = Ulti-Mates, F = FLY, T = Total Participants



HIGH SCHOOLS

After a disrupted 2021/22 NSW Ultimate was able to hold both of the NSW Junior and Senior School State Championships.

On 5 September 2022, eleven teams from Years 7 to 9 competed in the Junior School State Championships held at Meadowbank Park, Ryde.

Hurlstone Agricultural (Girls) and Hunters Hill (Open) won this year's Championship with Smith's Hill (Girls) and Hurlstone Agricultural (Open) second, and Fort Street (Girls) and Fort Street (Open) third.

Whilst at the Senior School State Championship (Years 10 to 12), a total of twenty seven teams took to the fields at Meadowbank Park, Ryde on 29 August 2022.

Congratulations to Hunters Hill (Girls) and Northern Beaches Secondary College (Open) who claimed the Championship, Macquarie Fields (Girls) and Hurlstone Agricultural (Open) finished second, with Smith's Hill (Girls) and Rose Bay Secondary College (Open) in third.

Both events proved a fantastic introduction to Ultimate for hundreds of children from across NSW.

▲The inaugural Sydney Youth Hat proved a great identification tool for future NSW representative players.

Both Championships also acted as key recruitment events for our local club offerings in the Summer of 2022/23.

SYDNEY YOUTH HAT

In April 2023 NSW Ultimate held the inaugural Sydney Youth Hat.

A non-school based competition for players aged 14 to 18, this single day tournament attracted 65 players from across Sydney to compete in a fun mixed Ultimate tournament.

The Sydney Youth Hat also doubled as an effective recruitment event for our 2023 State U18 teams.

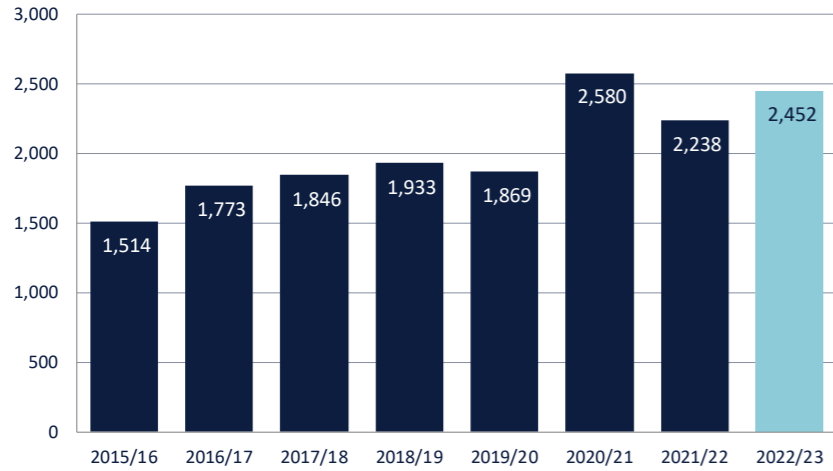
▼ Some of the stand out players from the inaugural Sydney Youth Hat.

Stand out players were invited and able to showcase their talents at the representative team selections later that month.

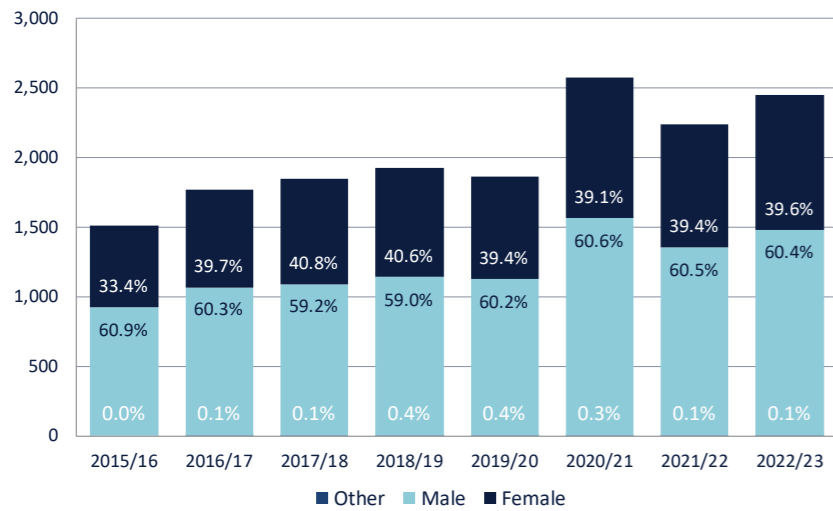


PARTICIPATION REVIEW

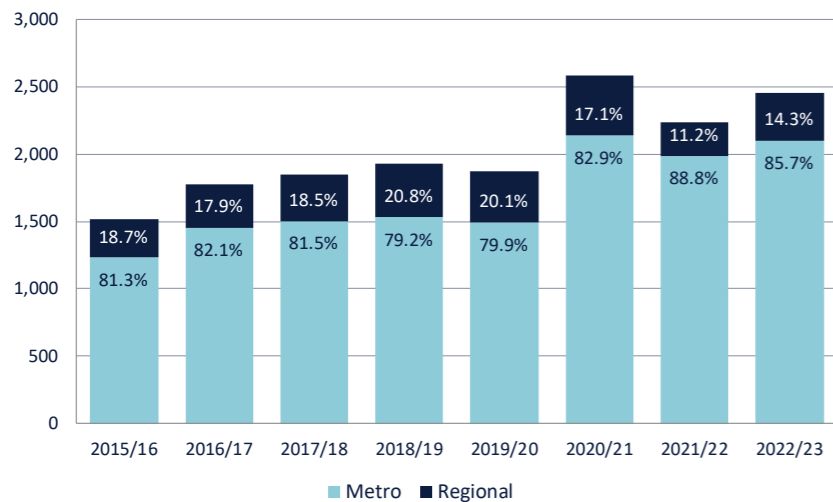
TOTAL PARTICIPATION



GENDER SPLIT

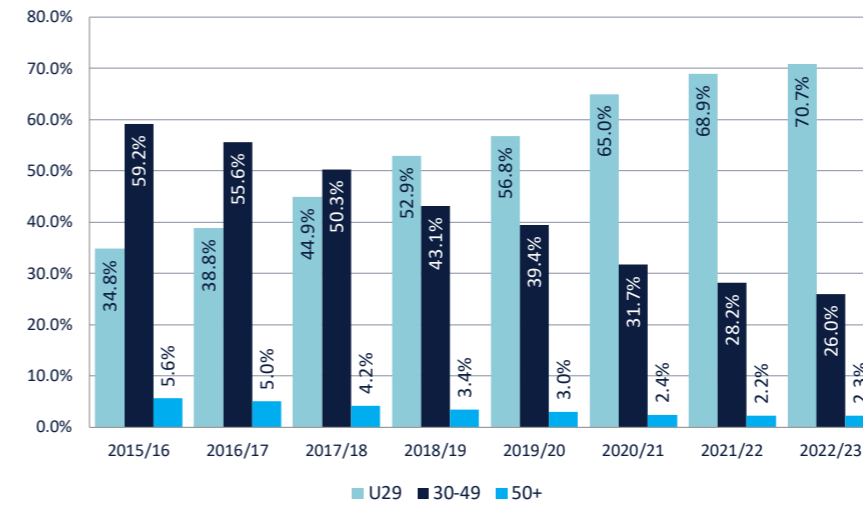


METRO & REGIONAL REGISTRATIONS



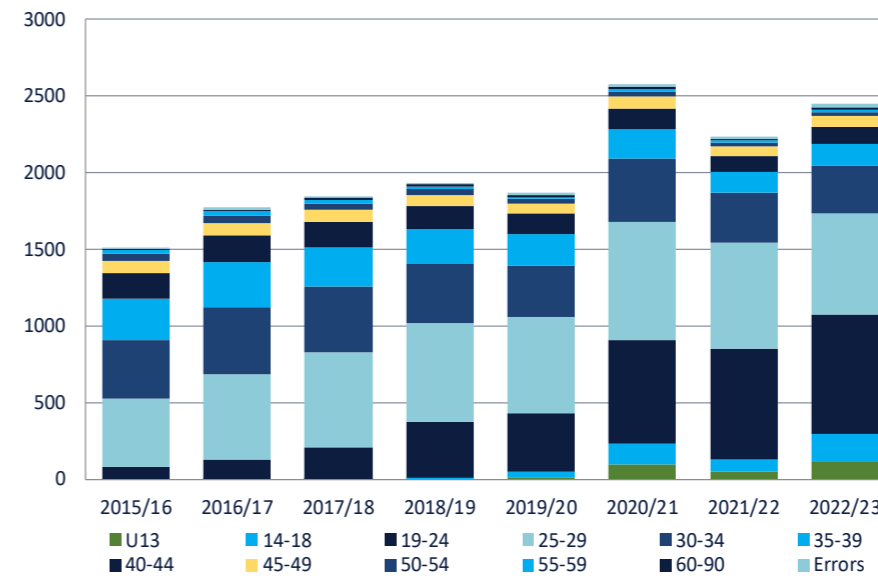
- Overall Total Participation for FY23 was 2,452.
- That represents an increase of 9.6%, or 214 participants up from 2,238 participants in FY22.
- Total Participation does not include players currently participating casually or in pick up programs across NSW.
- It is estimated that the number of unaccounted for participants could be in the hundreds.
- NSW Ultimate saw a continuation of approximately a 40:60 split for female and male participants.
- Female participation increased 10.1% for FY23, up 89 participants to a total of 970 participants.
- Male participation increased 9.2% for FY23, up 125 participants to 1,480 participants.
- Those identifying as Other remained at 2 participants.
- Regionally based participants increased 39.8% for FY23.
- 100 new participants increased the total of Regional participants to 351 participants, or 39.8% of NSW Ultimate participants.
- Metro based players represented 85.7% of NSW Ultimates participation.
- Metro participation increased 5.7% up 114 to 2,101 participants.
- These figures do not include those casual or pick up players not registered with NSW Ultimate.

PARTICIPATION AGE TREND



	2015/16	2016/17	2017/18	2018/19	2019/20	2020/21	2021/22	2022/23
U13	1	1	1	4	11	101	47	110
14-18	0	1	3	8	40	130	84	185
19-24	79	124	207	364	382	678	723	779
25-29	447	561	617	647	630	768	688	659
30-34	384	436	430	389	333	416	326	314
35-39	270	293	256	223	201	188	138	139
40-44	165	174	167	148	138	137	104	117
45-49	77	83	75	74	63	78	62	65
50-54	48	50	43	37	31	31	27	30
55-59	28	29	23	18	13	19	13	17
60-90	9	11	13	11	12	13	8	10
Errors	6	10	11	10	15	21	18	27

Key: Number of registered players % of Total Players in this age group.



- Since FY16, there has been a dramatic shift towards a younger average participant age.
- Data indicates Ultimate is appealing to U29 year olds.
- Sampling and player retention appears strong within the younger age groups.
- Raw data highlights that there is a strong youthful generational wave coming through.
- Given a modest participation base, small increases in participation can significantly impact long-term sustainability.
- The 19-24 age group has seen a tenfold increase since 2016, presenting a compelling opportunity for capitalisation.
- Despite relatively consistent participation among those aged 45 and older, their numerical representation is diminishing relative to the growing number of younger players each year.
- The emergence of U18 players highlights a segment of our community with great growth opportunities.
- The age distribution among participants in NSW Ultimate is increasingly evening out.



Please note: All data presented in this Participation Report has been extracted from Ultimate Central reporting. Due to system challenges and poor data integrity, NSW Ultimate cannot guarantee their accuracy and they may differ from previously published reports. As they remain the only source of data at our disposal, from this point forth will be considered historically correct. They are not independently audited.

EVENTS REPORT

Events continued to be a source of great engagement and enjoyment by the NSW Ultimate community during 2022/23. Clear of the Covid restrictions, NSW returned to a full calendar of events over the last year. Some of the highlights included:

NSW ULTIMATE CHAMPIONSHIPS - OPEN & WOMEN'S

In February 2023, over 600 players representing thirty two teams competed for the NSW Ultimate Open and Women's Championship at Sydney's Centennial Park.

Competition was fierce as teams brought their best in pursuit of Championship glory and to be named NSW's best. Places to compete in the Division I or Division II Australian Ultimate Championships were also up for grabs.

Thank you to the members of Hills Ultimate who volunteered across the weekend ensuring the tournament ran smoothly.



NSW Ultimate Championships - Open
Centennial Park, Sydney
25 - 26 February 2023

Championship	
Winner	Sunder Dice
Runner Up	Sunder Slice
Third	Fyshwick United
4th	Krank
5th	Manly Mullets
6th	Newcastle I-Beam
7th	Fyshwick Unit
8th	Ironbark 2023
9th	Stout
10th	Equinox
11th	Gut Wrench
12th	NSU Borealis
13th	Manly Moes
14th	Torque Wrench
15th	Fyshwick Uni
16th	Trail Mix
17th	Newcastle U-Beam
18th	Kronk
Spirit	
1st	Ironbark 2023
2nd	Kronk
3rd	NSU Borealis

▲ NSW Ultimate
Champions -
Women's
Manly Mavericks

NSW Ultimate Championships - Women's
Centennial Park, Sydney
25 - 26 February 2023

Championship	
Winner	Manly Mavericks
Runner Up	Factory Flash
Third	GWS Blaze
4th	Rogue
5th	Sugar Magnolia Ultimate
6th	NSU Aurora
7th	Hills Blackthorns
8th	Allen Wrench
9th	Factory Frenzy
10th	Manly Mozzies
11th	Underground
12th	SWU Roar
13th	Tempest
14th	Sugar Magnolias
Spirit	
1st	NSU Aurora
2nd	Sugar Magnolias
3rd (tie)	Sugar Magnolia Ultimate
3rd (tie)	Manly Mavericks
3rd (tie)	GWS Blaze
3rd (tie)	Hills Blackthorns
3rd (tie)	Rogue

◀ NSU Aurora
celebrating their
Spirit Award at
the NSW Ultimate
Championships.

▼ NSW Ultimate
Champions - Open
Sunder Dice



EVENTS REPORT CONT.



NSW MIXED ULTIMATE CHAMPIONSHIPS

The 2022 NSW Mixed Ultimate Championships saw nineteen teams from Sydney, Wollongong, Newcastle and Canberra travel to Wollongong seeking bragging rights and NSW Mixed Championship glory.

Over 350 players from across NSW and the ACT competed to claim the title of NSW Mixed Ultimate Champions, and to qualify for the Australian Mixed Ultimate Championships.

The calibre of competition was excellent as was the spirit in which the Championship was played.

Thank you to Wollongong Ultimate for volunteering to host a great event.



Photos credit: Martin Keyes



◀ Action from the 2022 NSW Mixed Ultimate Championships

NSW Mixed Ultimate Championships	
Thomas Dalton Park, Wollongong	
20 - 21 August 2022	
Championship	
Winner	Manly Mussels
Runner Up	Choc Billa
Third	Pompey Magnus
4th	Artemis
5th	frisbesties
6th	NSU Aurora Borealis
7th	Partly Cloudy
8th	The Incredible Hucks
9th	Ultimate Volleyball Club
10th	Ikigoat
11th	bRanch
12th	Wollongong Krenk
13th	Ikiguanas
14th	Wollongong Krink
15th	Pie Wagon
16th	Hills
Spirit	
1st (tie)	The Incredible Hucks
1st (tie)	Pie Wagon
3rd	Choc Billa

TERRIGAL TOWEL

92 players descended the golden sand of Wamberal Beach for the 24th iteration of the Terrigal Towel.

This social beach tournament continues to be a highlight on the Ultimate social tournament calendar and this year's event was no different.

Whilst there was strong competition amongst the players, engagement, laughs and having fun remained the focus.

Special thank you to Richard Moore for his continued help organising this tournament.

Terrigal Towel	
Wamberal Beach, Wamberal	
13-14 May 2023	
Winner	Charcoal Chicken
Runner Up	Spicy Chicken Salad
Third	Shots
Spirit	Leftovers

▼ 2023 Terrigal Towel Champions - Charcoal Chicken.

▶ 2023 Terrigal Towel action.



Photos by Terrigal Towel - Beach Ultimate Frisbee Tournament Facebook page.

FINANCE REPORT

by Emily Goldstiver (NSWU Bookkeeper)

NSW Ultimate posted an operating profit of \$20,619 in 2023, with total revenue increasing to \$324,994 for the financial year.

Total expenses also increased to \$304,374 as NSW Ultimate increased its investment in future proofing Ultimate in NSW.

This financial year was the first post COVID where operations and events returned to pre-pandemic conditions.

Both the NSW Mixed Ultimate Championships and NSW Junior School State Championships returned to the calendar, whilst the inaugural Sydney Youth Hat was added as a new event.

The return of these events has led to increases in both revenue and expenses across the board as activity increased.

Sporting Schools programs are now one of NSW Ultimate's largest revenue streams. NSW Ultimate now employs 24 casual coaches who deliver these programs around the state.

We also engaged the services of Gecko Sports, a private sports coaching provider, to deliver our programs and broaden our reach.

The increase in Sporting Schools activity has increased our staff related expenses, equipment costs and organisational support requirements. They have also increased the fiduciary and legislative requirements placed upon NSW Ultimate.

Overall, NSW Ultimate increased its oversight and administration responsibilities in many areas of the business as it continued to move towards increased professionalism of the organisation. This included the introduction of two new staff positions.

The Development Officer role expanded to a full time position in January 2023. A full time General Manager commenced in May 2023.

Increased staff expenses are due to increased in-person collaboration and alignment of national Ultimate leadership from around the country.

Government support through Jobkeeper ceased and the NSW Government Community Sport Recovery Grants were phased out resulting in grant funding returning to pre-COVID levels.

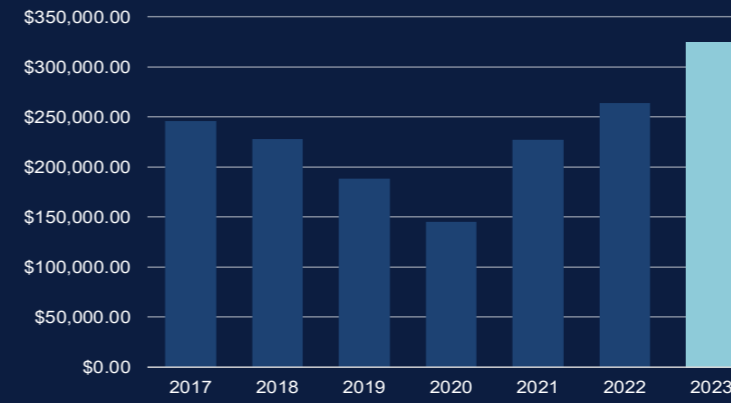
Interest rates were increased this year resulting in an increase in bank account interest income and the increased use of card payments led to increased merchant fees.

With revenue now exceeding \$250,000, NSW Ultimate is now a Tier 1 association with NSW Fair Trading which has a higher registration fee and the requirement of audited financial statements.

As we move into the next financial year, a review of our financial policies and procedures has commenced seeking further efficiencies, savings and revenue streams.

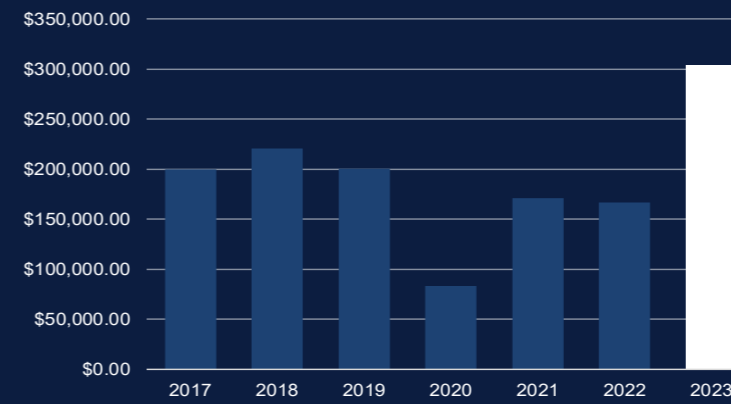
► An overview of NSW Ultimate's audited financial results for the period between FY17 and FY23.

INCOME (FY17-FY23)



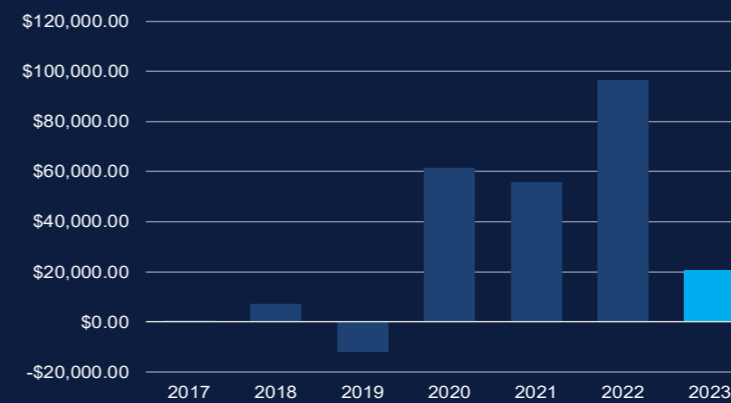
- Since FY19, event based fees have made up about a third of total income.
- Increased income in the past few years is not a true indication of NSWU performance, as income between FY20 and FY22 have been driven by government COVID relief support.
- Increased customer satisfaction in our programs and events, coupled with the need for modern solutions to diversifying our income, is key.

EXPENSES (FY17-FY23)



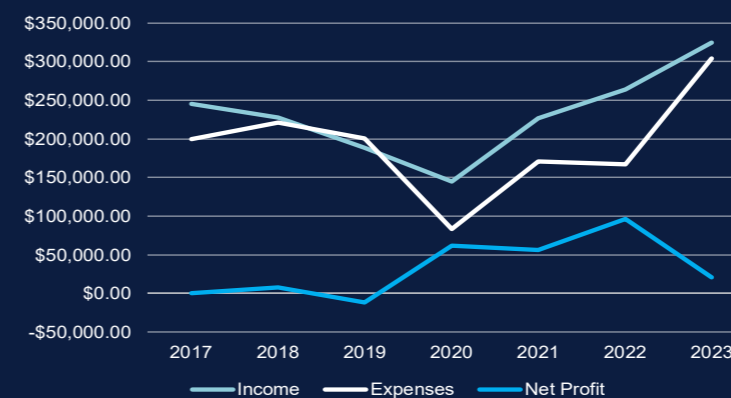
- Expenses continue to remain high relative to returns.
- As NSWU expands its services, the required increases in associated expenses remains a focus of our fiscal discipline.
- Greater transparency and scrutiny of expenses is required to ensure greater return of funds.

NET PROFIT (FY17-FY23)



- Despite recording four consecutive years of profit, NSWU remains in a delicate financial position.
- The ability of NSWU to achieve sustained long term success and growth is reliant upon solid financial budgeting.
- Net Profit should be viewed as a signpost of our overall success, not the focus of our success.

OVERALL (FY17-FY23)



- Due to differing preferences of NSWU leadership over the past 7 years there has been a number of changes to how finances has been recorded.
- NSWU is planning for heavy financial headwinds in the next few years due to the current cost of living crisis.
- Our focus is to continue to deliver sustained financial returns for our members, driven through a purpose led growth strategy.

The following is a financial performance summary of previously presented NSW Ultimate Financial Statements (FY17 to FY22) with this years (FY23) Financial Statement summary added for comparison.

Income	2017	2018	2019	2020	2021	2022	2023
NSWFDA Fees	\$9,986.11	\$21,189.49	\$60,443.62	\$64,483.04	\$62,104.55	\$91,179.34	\$111,858.18
League Fees	\$79,450.61	\$85,362.05	\$757.36				
Tournament Fees	\$95,041.51	\$76,891.74	\$58,406.37				
Development/Gala Days	\$3,241.83	\$4,963.66	\$4,595.48				
State Team Fees			\$49,350.35				
Event Income				\$40,721.90	\$29,449.91	\$30,808.90	\$59,468.48
Hosting Fees	\$19,851.09	\$14,823.92					
Courses Income		\$1,568.10					
Equipment Rental Income	\$200.00	\$227.27					
Other Income		\$700.00					
Interest received	\$488.20	\$659.26	\$509.80	\$157.20	\$96.70	\$40.12	\$3,194.80
Other Grants	\$1,000.00						
Local Grants	\$1,500.00						
Jobkeeper				\$6,000.00	\$22,650.00	\$18,000.00	
Grants Income	\$28,500.00	\$10,000.00	\$10,000.00	\$30,000.00	\$97,000.00	\$55,000.00	\$10,000.00
Coaching Income	\$5,262.95	\$6,860.24	\$3,428.41	\$2,540.92	\$12,013.17	\$58,790.22	\$90,767.12
Disc Sales	\$3,576.36	\$4,759.09	\$1,143.57	\$1,177.26	\$3,581.82	\$2,574.23	\$3,688.15
Clothing Sales						\$5,919.50	\$25,673.00
Adjustments / Rounding						\$2.18	-\$1.96
Cost of Sales	-\$2,540.25						
Recovery of merchant fees						\$1,252.77	\$2,380.99
Provisions Reversed							\$17,965.00
Total income	\$245,558.41	\$228,004.82	\$188,634.96	\$145,080.32	\$226,896.15	\$263,567.26	\$324,993.76



Expenses	2017	2018	2019	2020	2021	2022	2023
Accounting / Auditing Fees				\$1,800.00	\$900.00	\$2,200.00	\$2,250.00
Advertising & promotion		\$1,685.63	\$572.00		\$364.09		\$1,172.88
AFDA Fees	\$28,125.90	\$36,358.86					
Bad debts		\$2,369.54	\$45.45	\$4.55	\$800.00	\$1,600.00	\$13.64
Bank fees & charges		\$16.94					
Campaign Cost - U18				\$272.33		\$322.02	\$5.37
Campaign Cost - U22				\$968.30			\$873.90
Campaign Profit Shared				\$1,390.00			
Campaign Losses - NSU			\$25,089.06	-\$1,755.71			
Campaign Profits - Paid to SWU		\$858.07	\$4,862.67				
Coaches Fees	\$4,240.00	\$4,663.00	\$2,937.50	\$2,225.00	\$6,735.93		
Contractors							\$1,000.00
Depreciation - Computer	\$388.87	\$360.25	\$393.00	\$393.00	\$33.75		\$72.27
Depreciation - Equip, Office Furn						\$762.68	
Depreciation - Sports Equip.	\$865.48	\$312.78	\$356.76	\$1,649.33	\$1,862.28	\$1,070.04	\$713.28
Disc (Sale/Purchase) Expenses				\$18.77	\$4,897.77	\$452.46	\$1,833.93
Clothing Purchase Expenses						\$5,810.40	\$25,368.84
Event Expenses	\$35,882.06	\$60,292.17	\$40,115.80	\$31,112.25	\$22,217.46	\$25,591.91	\$51,241.89
Field Hire Expenses	\$28,680.71						
Fees - ASIC, Fair Trading, etc	\$515.00	\$540.64	\$567.39	\$554.92	\$469.94	\$470.92	\$780.89
Grants				\$3,231.26	\$66,126.21	\$3,435.98	\$4,582.22
Minor Equipment Purchase	\$1,981.31	\$41.78	\$40.75	\$624.22	\$6,543.78	\$3,234.32	\$8,685.00
Merchant Fees - Square						\$1,083.19	\$2,801.48
Phone & Internet Expenses	\$505.42	\$757.81	\$812.63	\$1,012.71	\$944.76	\$1,758.74	\$3,774.73
Postage	\$67.79						
Printing & stationery	\$62.95						
Rent PO Box	\$974.50	\$769.40	\$186.36	\$191.82	\$195.45	\$205.45	\$218.18
Rent Storage Space		\$702.00	\$1,368.00	\$1,399.10	\$2,228.55	\$2,769.72	\$747.27
Repairs & maintenance	\$79.00						
Salaries & Wages	\$47,169.77	\$59,744.31	\$38,805.88	\$30,976.14	\$45,865.48	\$99,841.25	\$160,440.62
Superannuation	\$4,473.47	\$5,591.32	\$3,583.24	\$2,368.34	\$2,910.75	\$9,176.10	\$16,544.42
Work Cover Premiums	-\$139.08	\$1,297.23	\$1,071.69	\$957.43	\$620.65	\$697.23	\$3,314.99
Staff / Executive Expenses	\$3,512.74	\$3,559.62	\$3,267.60	\$4,091.10	\$7,281.79	\$6,558.29	\$17,938.46
NSW State Grants			\$8,636.36				
Rob Hancock Awards			\$1,850.91				
Scholarships Paid	\$3,000.00		\$1,500.00				
State Team Expenses	\$34,397.94	\$40,708.94	\$64,461.47				
Ground Development	\$5,000.00						
Total expenses	\$199,783.83	\$220,630.29	\$200,524.52	\$83,484.86	\$170,998.64	\$167,040.70	\$304,374.26
Net profit	\$613.20	\$7,374.53	-\$11,889.56	\$61,595.46	\$55,897.51	\$96,526.56	\$20,619.50
Total Current Assets	\$199,169.16	\$177,631.19	\$121,785.51	\$294,207.03	\$341,204.14	\$417,468.87	\$416,699.15
Total Non-Current Assets	\$123.57	\$1,166.90	\$38,270.64	\$19,085.41	\$2,526.04	\$17,145.72	\$10,541.26
Total Assets	\$199,292.73	\$178,798.09	\$160,056.15	\$313,292.44	\$343,730.18	\$434,614.59	\$427,240.41
Total Current Liabilities	\$36,066.16	\$15,247.67	\$10,438.70	\$102,090.74	\$73,177.02	\$66,034.87	\$35,952.52
Total Non-Current Liabilities	\$13,351.35	\$6,300.67	\$4,257.26	\$4,246.05	\$7,700.00	\$9,200.00	\$11,288.67
Total Liabilities	\$49,417.51	\$21,548.34	\$14,695.96	\$106,336.79	\$80,877.02	\$75,234.87	\$47,241.19
Total Members' Funds	\$149,875.22	\$157,249.75	\$145,360.19	\$206,955.65	\$262,853.16	\$359,379.72	\$379,999.22



NSW Ultimate

www.nswultimate.com.au