



2024 ANNUAL REPORT



executive committee

NSW ULTIMATE BOARD

(as at 30 Jun 24)

Millicent Crowe - President
Josiah Smith - Secretary
Kim Richards - Treasurer *(Appointed Mar 24)*
Monica Chang
Edmund Feng
Pocholo de Leon *(Appointed Mar 24)*
Konrad Wallace *(Appointed Mar 24)*
David O'Brien
Michael Vo

Frank Milthorpe *(Resigned Nov 23)*
Daisy Ewan *(Resigned Feb 24)*
Kylie O'Brien *(Resigned Mar 24)*

NSW ULTIMATE STAFF

General Manager: Ivan Spyrzdz
Development Officer: Nicholas Lelli
Accounts Manager: Emily Goldstiver
Equipment Officer: Jack Gray
IT Officer: Alex Pentony Vran

NSW ULTIMATE

Level 2, 8 Parkview Drive,
Sydney Olympic Park NSW 2127
www.nswultimate.com.au
ABN 54 076 977 677



NSW ULTIMATE 2024 ANNUAL REPORT



CONTENTS

- 2** President's Report
- 3** General Manager's Report
- 5** Development Managers Report
- 7** Participation Review
- 8** Events Review
- 10** NSW Teams
- 12** Account Managers Report





PRESIDENT'S REPORT

MILLICENT CROWE

The 2023/24 financial year marked an exciting period of transformation for NSW Ultimate as the organisation welcomed a General Manager for the first time in its history.

This leadership addition has provided new momentum toward NSW Ultimate's vision of becoming a world leader in Ultimate, on and off the field.

The focus for this year was to establish a strong foundation, and although a deficit was anticipated, the operating loss of \$74,591 was less than initially projected.

STRATEGIC VISION AND DEVELOPMENT

In April, NSW Ultimate launched its 2024-2026 Strategic Plan, defining a focused direction to inspire community participation and grow Ultimate in NSW.

This plan emphasizes targeted resource allocation to expand the player base, lead Australia's high-performance system, and showcase Ultimate's spirit.

The organisation has made significant strides in enhancing governance, refining processes, and improving our overall operational systems, all seen as essential investments in NSW Ultimate's future.

GROWTH IN PARTICIPATION AND COMMUNITY ENGAGEMENT

NSW Ultimate's commitment to becoming a customer-focused

organisation began to show results in increased community engagement.

The team organised the 2024 Eastern Regional Championships on the Central Coast, providing clubs with reliable event dates and venues for upcoming years.

Participation rates grew to 2,792 players—comprising 40% of Australia's Ultimate player base and up from 2,452 last year.

NSW teams excelled in national competitions, with notable achievements including:

- Gold at U22 Australian Championships
- Gold and Silver, and Spirit Award at U18 Australian Championships
- Silver and Bronze at Masters
- Wollongong Surge's Gold in AUC Division II.

ACKNOWLEDGMENT OF CONTRIBUTORS

NSW Ultimate extends deep gratitude to the individuals, clubs and teams whose dedication made this year's successes possible.

Special thanks go to outgoing board members:

- Kylie O'Brien, past NSWU President, who played a pivotal role in securing funding to stabilise finances.
- Frank Milthorpe, who served on the NSW Board for an extraordinary 22 years, providing invaluable governance expertise.

- Daisy Ewan, who stepped up when needed.

The board also welcomed several new members:

- Kim Richards (as Treasurer)
- Konrad Wallace
- Pocholo de Leon
- Michael Vo

Thank you to continuing board members Monica Chang, Edmund Fung, Josiah Smith, and David O'Brien who have provided essential continuity and support.

NSW Ultimate also appreciates the ongoing and valued contributions of Jack Gray and Alex Pentony Vran.

STAFF RECOGNITION

A special acknowledgment is due to the NSW Ultimate staff, whose tireless efforts shape the organisation's future:

- Emily Goldstiver
- Nic Lelli
- Ivan Spyrzd

These team members are instrumental in delivering outcomes that advance NSW Ultimate's goals and represent the organisation's values to the broader community.

They are the face of delivering outcomes for NSW Ultimate.

NSW Ultimate looks forward to building on these achievements, with a continued focus on excellence, community growth, and the Spirit of Ultimate in the years to come.

GENERAL MANAGER'S REPORT

IVAN SPYRDZ



Reflecting on NSW Ultimate's journey through the 2023/24 year, it is evident how far we have come.

With new foundations laid, substantial achievements, and meaningful progress, NSW Ultimate has taken significant steps toward our purpose and vision.

The year began with the All Clubs Forum on July 22, 2023, a pivotal gathering where people from across NSW came together to discuss Ultimate's future direction.

This forum provided a valuable opportunity for myself, the Board, and the community to connect, share insights, and set in motion the development of NSW Ultimate's Strategic Plan.

This gathering was our first step in unearthing our shared purpose: *"to inspire everyone*

to be part of and build the Ultimate community," a guiding principle that gives direction and meaning to our work.

The release of the NSW Ultimate 2024-26 Strategic Plan was a defining milestone, articulating our commitments to the community and setting out a road map for the next two years.

The strategic plan focuses on increasing participation, advancing high-performance strategies, improving our organisational practices, and re-imagining how we deliver Ultimate.

This structured yet adaptable approach will guide us in fostering a thriving, inclusive, and sustainable Ultimate community.

To support our focus on becoming a customer-focused,

data-driven organisation, NSW Ultimate assumed the management and delivery of all Eastern Regional Championships.

By bringing event management in-house, we allowed teams to concentrate on competition, while enhancing the event experience for our players.

The move to the Central Coast Regional Sporting Complex was met with positive feedback, and we secured a multi-year partnership with the Central Coast Council.

Additionally, our collaboration with Indoor Sports NSW aims to expand indoor venues and opportunities, further diversifying access to Ultimate.

The Sporting Schools program continued to grow, introducing more children to Ultimate than ever before.

However, challenges remain in creating effective transitions from school programs to club engagement, particularly for younger players.

Recognising this, we began developing *UltiSquad*, an entry-level program for children aged 8 to 12, and *Ulti 4s*, a social offering aimed at broadening participation across age groups.



These programs are set to launch in 2024/25, marking a critical step in nurturing youth involvement and expanding grassroots Ultimate.

The financial year presented challenges as we undertook restructuring efforts to enhance organisational systems and processes.

Thanks to the diligent work led by Emily Goldstiver, we developed a comprehensive 2024/25 budget focused on efficiency, ambition, and growth.

These measures have strengthened our financial oversight, positioning NSW Ultimate for greater fiscal transparency and stability as we move forward.

None of these achievements would be possible without the dedication and passion of our people.

To everyone playing and delivering Ultimate in your communities—the volunteers, coaches, and team members—thank you for your invaluable contributions.

Your time and commitment is the lifeblood of our sport.

I extend heartfelt gratitude to Millie and all members of the NSW Ultimate Board for their tireless efforts and support.


Your dedication to this community and your willingness to go above and beyond is deeply appreciated.

In what is often a thankless task, I say thank you!

Finally, I am especially grateful to the NSW Ultimate team of Emily Goldstiver and Nic Lelli.

Your love for Ultimate and your dedication to its growth and success are truly unmatched. Thank you for your exceptional work and commitment.

As we look forward to 2024/25, NSW Ultimate is ready to build on these achievements, driven by a shared purpose and unwavering commitment to our community.





DEVELOPMENT MANAGER'S REPORT

NICHOLAS LELLI

SPORTING SCHOOLS

The Sporting Schools program, a nationwide, government-funded initiative, continued to make Ultimate accessible for Kindergarten to Year 8 students across NSW in 2023/24.

Through direct grant funding, schools gain access to high-quality coaching services and equipment for a variety of sports, with Ultimate continuing to grow as a popular choice among schools in NSW.

This year, a pilot program was introduced for Year 9 and 10 students, marking the first time the Sporting Schools program has extended to senior classes.

NSW Ultimate adapted the FLY program specifically for these older students, and in Term 3 of 2023, the program achieved a record number of high school participants, highlighting the growing interest in Ultimate within secondary schools.

Another major milestone was reached in Term 4 of 2023, when Ultimate ranked as the 8th most popular sport in Australia out of the 37 available options in the Sporting Schools program.

This achievement reflects the sport's rising popularity and our successful efforts to engage students across the state.

NSW Ultimate collaborated closely with private coaching providers such as Gecko Sports and the Australian International Sporting Organisation, along with its own team of dedicated coaches, to meet program demand state wide.

These partnerships have been instrumental in delivering accessible, quality sessions, ensuring that Ultimate continues to grow as a school sport.

In addition to sessions led by coaches, the Sporting Schools program offers teacher-delivered options.

Schools receive resources to independently run the Ulti-Mates and FLY programs, fostering sustainable engagement with Ultimate by empowering educators to bring the sport into their curriculum.

NSW Ultimate extends its gratitude to all private coaching providers and educators who have supported the program's delivery. Their contributions have been invaluable in reaching new participants and expanding the footprint of Ultimate across NSW schools.

Period and Program Details	U	F	T
2023 Term 3 Coach Delivered	19	29	3,565
2023 Term 3 Teacher Delivered	6	3	560
2023 Term 4 Coach Delivered	23	4	2,977
2023 Term 4 Teacher Delivered	6	2	1,268
2024 Term 1 Coach Delivered	17	1	2,698
2024 Term 1 Teacher Delivered	5	1	815
2024 Term 2 Coach Delivered	15	2	3,034
2024 Term 2 Teacher Delivered	6	2	565
TOTAL	97	44	15,482

Key: U = Ulti-Mates, F = FLY, T = Total Participants



Photos courtesy of Gecko Sports Newcastle & Lake Macquarie.

HIGH SCHOOL CHAMPIONSHIPS

In 2023, NSW Ultimate successfully hosted both the Junior and Senior High School State Championships, achieving robust participation and heightened interest from schools throughout NSW.

JUNIOR HIGH SCHOOL STATE CHAMPIONSHIPS (YEARS 7-9)

The Junior Championships took place on July 31, 2023, at Meadowbank Park, Ryde.

Twenty-one teams competed in a full day of spirited and skilful Ultimate, creating an exciting environment for young players to experience the sport in a competitive setting.

SENIOR HIGH SCHOOL STATE CHAMPIONSHIPS (YEARS 10-12)

The Senior Championships was held on August 28, 2023, also at Meadowbank Park, Ryde.

This event set a new record with 29 teams, highlighting numerous schools now including Ultimate in their yearly calendar, growing interest, and enthusiasm among older students for Ultimate in NSW.

Both Championships offer NSW Ultimate great opportunities to introduce new players to Ultimate, serve as a recruitment platform for local clubs, and support grassroots development.

These events also provided students with a fun, welcoming experience and higher levels of competition, aligning with NSW Ultimate's mission to foster long-term growth and participation in the sport.



NSW Ultimate extends its gratitude to all participating schools, players, and supporting staff for making these championships a success and contributing to the continued growth of Ultimate among youth in NSW.



SYDNEY YOUTH HAT

The Sydney Youth Hat tournament returned for its second year in 2023, hosted at Doyle Grounds in North Parramatta.

Drawing over 60 players from across Sydney and as far as Wollongong and the Blue Mountains, the tournament provided a vibrant atmosphere for young players to showcase their skills and passion for Ultimate.

Beyond offering a day of social competition, the Sydney Youth Hat also served as a key recruitment opportunity for NSW's U18 representative teams. Stand out players had the chance to be considered for state selection, enhancing the pathway to representative play and reinforcing NSW Ultimate's commitment to developing youth talent.

NSW Ultimate thanks all players for attending and making the event a great day out and a resounding success.



PARTICIPATION REVIEW

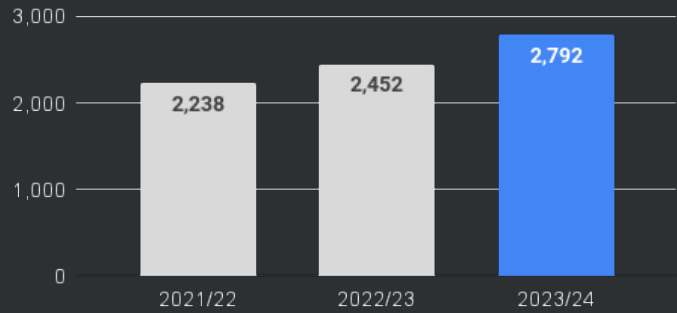
In a strong sign of growth, NSW achieved record participation of 2,792 in 2023/24.

That is a 13.9% increase on the previous year driven by good growth in regional NSW and the number of females reaching 1,100 for the first time.

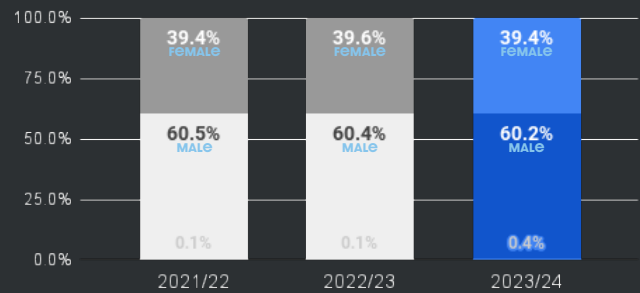
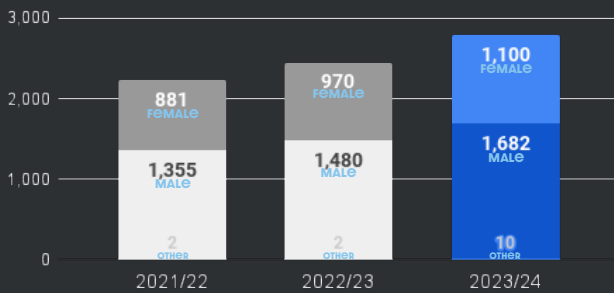
The Under 30 age bracket continues to have good numbers, with Under 18 players up 65% on last year.

Thank you to all within the Ultimate community for driving participation through your passion, hard work and commitment.

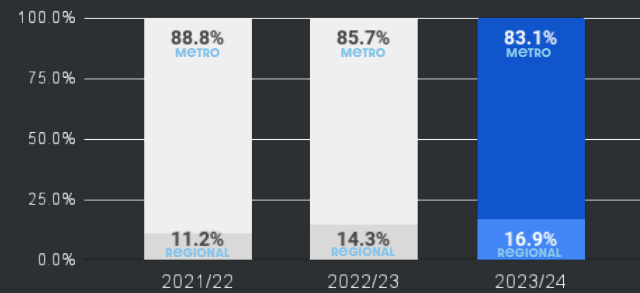
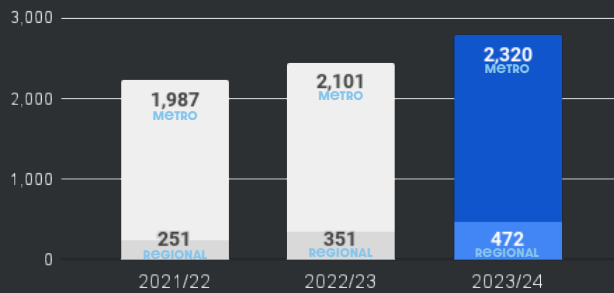
TOTAL PARTICIPATION



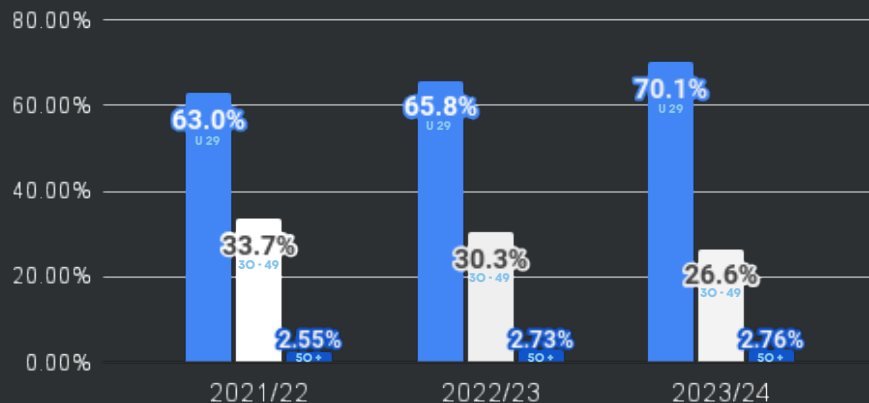
GENDER SPLIT



METRO & REGIONAL REGISTRATIONS



PARTICIPATION AGE TREND



EVENTS REVIEW

2023 NSW MIXED ULTIMATE CHAMPIONSHIPS

The 2023 NSW Mixed Ultimate Championships, organized by Wollongong Ultimate and led by Tournament Directors Cal Faulkner and Coby Ryan, took place on 16-17 September 2023.

The City of Wollongong played host to 23 teams and 424 players for a weekend of high-level competition as a number of teams competed for spots in the Division I Australian Mixed Ultimate Championships.

Other teams used the weekend to test themselves in preparation for the Div II Australian Mixed Ultimate Championships.

Following two days of intense matchups, the final saw Pompey Magnus face off against Manly McMuffins.

In a thrilling and closely contested final that captivated an vocal and enthusiastic crowd, Pompey Magnus emerged victorious, defeating Manly McMuffins 12-10.

The Spirit Award, recognizing fairness and sportsmanship, was awarded to Newcastle's Wagon



Wheels in acknowledgment of their exemplary play and commitment to the spirit of the game.

NSW Ultimate extends sincere thanks to Wollongong Ultimate and the Tournament Directors for their efforts in organizing a successful event that highlighted the talent, sportsmanship, and community spirit of NSW Ultimate.



2023 NSW Mixed Ultimate Championships
 Thomas Dalton Park, Wollongong
 16-17 September 2023

Championship	
Winner	Pompey Magnus
Runner Up	Manly McMuffins
Third	Jabberwocky
4th	Wollongong Krank
5th	Puggle
6th	Oh No
7th	Pie Dragon
8th	Lunch Box
9th	frisbesties
10th	The Incredible Hucks
11th	Razball
12th	UMAMI
13th	SWU Ambush
14th	Ikigoat
15th	Hills
16th	NSU Aurora Borealis X
17th	Wagon Wheels
18th	Ikichu
19th	frisBee Hoon
20th	Manly Milk
21st	Wrench Mixed
22nd	Manly Microwaves
23rd	Wollongong Bolts
Spirit Award	
Winner	Wagon Wheels (11.38)
Runner Up	Ikigoat (10.86)
Third	Wollongong Bolts (10.83)

2024 NSW ULTIMATE CHAMPIONSHIPS

The 2024 NSW Ultimate Championships (NSWUC) took place on February 17-18 at the Central Coast Regional Sporting & Recreation Complex in Tuggerah.

This year's event featured 28 teams and 548 participants, marking a new era for NSW Ultimate as it was the first State Championship in years conducted without a host club. This change allows clubs to focus more on participation and enjoyment, relieving them from the responsibilities of event management.

The 2024 NSWUC brought intense competition in both the Open and Women's divisions, with places at the Division I Australian Ultimate Championships at stake.

The Open Final saw a hard-fought match between Sunder Slice and Newcastle I-Beam. Despite several players missing due to Australian Dingoes commitments,



Sunder Slice clinched the Open Championship with a 9-7 victory.

In the Women's Final, the top-seeded Manly Mavericks delivered a dominant performance, defeating Factory Flash with a decisive 15-3 score to claim the Women's Championship. Factory Flash put forth a valiant effort, but the Mavericks lived up to their top seeding.

NSW Ultimate extends congratulations to all teams for their competitive spirit and for upholding the spirit of the game throughout the championships.

2024 NSW Ultimate Championships Central Coast Regional Sporting & Recreation Complex 17-18 February 2024

Open Championship

Winner	Sunder Slice
Runner Up	Newcastle I-Beam
Third	Fyshwick United
4th	Manly Mullets
5th	Sunder Dice
6th	Equinox
7th	Fyshwick Unit
8th	Krank
9th	Stout
10th	NSU Borealis
11th	Manly Moes
12th	Horizon Ultimate
13th	Newcastle U-Beam
14th	Hills Ironbark 2024
15th	SWU Claw
16th	Fyshwick Uni
17th	Kronk

Spirit Award

Winner	Fyshwick Unit (11.25)
Runner Up	Krank (10.83)
Third	Fyshwick Uni (10.5) Hills Ironbark 2024 (10.5) Newcastle U-Beam (10.5)



2024 NSW Ultimate Championships Central Coast Regional Sporting & Recreation Complex 17-18 February 2024

Women's Championship

Winner	Manly Mavericks
Runner Up	Factory Flash
Third	Rogue
4th	GWS Blaze
5th	NSU Aurora
6th	Manly Margaritas
7th	Hills Blackthorns
8th	Sugar Magnolia Ultimate
9th	Wollongong Surge
10th	Factory Frenzy
11th	Inland Gypsies

Spirit Award

Winner	GWS Blaze (10.67)
Runner Up	Inland Gypsies (10.60)
Third	Hills Blackthorns (10.50)



NSW STATE TEAMS

In 2023, NSW Ultimate reached a significant milestone, selecting seven representative teams to compete in three National Championships.

This marked a record-breaking year for the number of State teams representing NSW Ultimate on the national stage.

From June 30 to July 2, 2023, NSW Ultimate proudly sent teams to the following three major events held in Beenleigh, Queensland:

- Australian Youth Ultimate Championships (AYUC)

- Australian U22 Ultimate Championships
- Inaugural Australian Masters Ultimate Championships

Each team exemplified NSW Ultimate's values of excellence, sportsmanship, and dedication to the sport.

All NSW teams delivered outstanding performances, representing our State with pride and consistently upholding the spirit of the game throughout their competitions.

This year's achievements underscore NSW Ultimate's

commitment to fostering a culture of respect, competitive excellence and sportsmanship.

NSW Ultimate extends heartfelt congratulations and appreciation to all athletes, coaches, and staff involved.

Your dedication and exceptional efforts have brought pride to our State and contributed to a memorable year in NSW Ultimate's history.

Thank you to all involved for your commitment and for showcasing the best of NSW Ultimate on the national stage.



U18 - Team X	U18 - Team Y	U22 - Team A	U22 - Team B
Daniel Baikie	Varun Anjanoor Kanagasabapathi	Izzy Bath	Annabelle Balassa
Lucas Burns	Ryan Bartholomew	Sasha Bell	Asher Bouch
Aaliyah Chan	Caitlin Bird	David Brewis	Ray (Zhongjun) Chen
Brandon Do	Aden Bouch	Vincent Coyle	Brio Dos Santos-Lee
Simran Dogra	Christian Burger	Trinity Doan	Grayson Haynes
Emily Fisk	Kaylee Chan	Mayley Gao	Jack Humphreys
Elissa Freney	Mitchell Chan	Evelyn Ha	Yvonne Jiang
Harriet Gunn	Jade Do	Elisa Ho	Briony Kwon
Ava Hosking	Leo Edwards	Jenna Kim	Dean Milne
Theo Mahoney	Edward Goldstiver	Nick Leijer	Kate Pankhurst
Alistair McIntosh	Charlie Hough	Anya Lorenzen	Ashley Pastars
Joseph Morrisey	Lucas (Peiheng) Liu	Casey Ly	Sabine Seeto
Justin Ou	Katie McDonald	Paige McKay	Grace Sewell
Natalie Ryan	Henry O'Hara	Caleb Miller	Tillie Smith
Krystal Truong	Sasha Paki	Sachin Ng	Amanda Tan
Brenda Ung	Ahana Ram	Alisha Nguyen	Malcolm Ward
Rosie Ward	Taanvi Raman	Alec Swan	Neon Wongruechu
Zac Zabel	Deacan Scott	Herman Tu	Nathan Wu
	Joylin Zhou	Anita Ung	Martin Xu
	Saketh Darbhamulla (Coaching staff)	Anxia Wentworth-Ping	Tyla Young
	Richard Trang (Manager)	Edison Wong	Emily Graham (Coaching staff)
	Konrad Wallace (Coaching staff)	Matt Zabel	Mark McLeay (Coaching staff)
		Sarah Perkins (Coaching staff)	Chris Scammell (Coaching staff)
		Simon Wood (Coaching staff)	
		Vincent Yau (Manager)	

NSW Masters 1	NSW Masters 2	NSW Masters 3
Adam Baker	Jasmin Baena	Taryn Andersen
Monica Chang	Mel Boudib	Amy Barnes
Anthony Dowle	Anna Brunelli-Brondex	Cemil Browne
Daisy Ewan	Joanne Chau	Rebecca Carman
Rizhelle "Jil" Flores	Rory Connell	Evelyn Foster
Kristy Freney	Wally Crocker	Tim Gee
Sam Freney	Helen Epstein	Yoann Gréau
Anne-Kathrin Giesler	Martin Forrest	John Greenfield
Emily Goldstiver	Katy Glover	Alicia Handley
Amanda Hudson	Em Hodgson	Tracey Hau
Tamara Lansdown-Goodman	Belinda Lam	Laura House
Trisha Lim	Luke Ledwich	Branko Jaric
Cheryl Lou-hing	Christine McBride	Annie Longley
Owen Shepherd	Will Munkara-Kerr	Lara Perryman
Karthik Thanumoni	Natalie Nguyen	Siddhartha Rajagopalan
JOe Tharion	Jonathan Tam	Neil Roxburgh
Brendan Walsh	Caroline Tamas	Lucinda Rubie
Henry Wijanto	Nicholas Weston	Michael Thomas
Andrew Wilson	Will Wong	





ACCOUNT MANAGER'S REPORT

EMILY GOLDSTIVER

In the 2023/24 financial year, NSW Ultimate experienced a transformative period marked by the NSW Ultimate Board's decision to invest in full-time staffing, including the appointment of a General Manager. This strategic commitment aimed to recalibrate the organisation and build foundations for growth, albeit with an anticipated financial impact during this initial phase of adjustment.

FINANCIAL PERFORMANCE

NSW Ultimate recorded an operating loss of \$74,591 for the 2023/24 financial year. Total revenue increased to \$412,926, accompanied by a rise in expenses to \$487,517. This expense growth reflects deliberate investments in organisational efficiencies, administrative capabilities, and the development of new programs designed to boost community engagement and participation.

FINANCIAL REPORTING AND SYSTEM ENHANCEMENTS

In alignment with our commitment to transparency and accuracy, NSW Ultimate engaged Growthwise Pty Ltd, an accounting firm, to conduct

a comprehensive review of our financial practices. As part of this review, we transitioned our accounting system from MYOB to Xero and significantly revised our chart of accounts to provide clearer insights into our revenue and expenses.

Consequently, some financial trends in our reports may appear more or less significant due to these improvements in categorization and reporting.

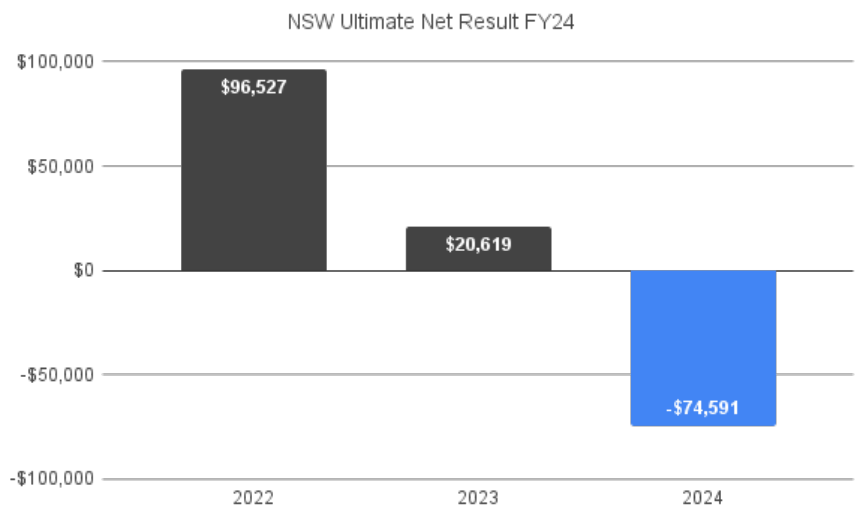
PROGRAM ADJUSTMENTS AND REVENUE STREAM MODIFICATIONS

The Sporting Schools programs remained one of NSW Ultimate's primary revenue streams. However, changes

in accounting practices now show both the funds collected by NSW Ultimate on behalf of AFDA and private providers, and the subsequent distribution payments on our income statement.

In January 2024, we transitioned from employing NSW Ultimate coaches almost exclusively, to a model that relies entirely on contracted private providers for program delivery. Additionally, the cash flow model for the program has shifted. Under the new structure, private providers collect the full income from the program, and they remit AFDA's and NSW Ultimate's share directly to us.

As a result, we saw a reduction in both revenue and associated



expenses of more than 80% in the second half of this financial year.

These operational shifts have allowed our permanent staff to focus on broader organisational initiatives and to explore new avenues for revenue generation, marking a positive reallocation of resources.

STATE FUNDING AND ORGANISATIONAL SUPPORT

NSW Ultimate benefited from a significant increase in funding from the NSW Office of Sport, which reviewed its support for State Sporting Organisations this year. As a result, we were able to access \$20,000 of state government funding compared to \$10,000 in previous years.

REVENUE AND EXPENSE REALIGNMENTS

The adoption of updated accounting practices has led to visible changes in various revenue and expense categories. For example, disc and freight sales showed a sharp increase, mirrored by a corresponding rise in disc and freight sale expenses.

This increase results from the inclusion of sales and purchases of Sporting Schools disc packs on behalf of AFDA, which were previously excluded from the income statement.

Similarly, the non-participation of U18 and U22 state representative teams, along with reduced participation in the Masters event, resulted in a notable decrease in clothing sales revenue and expenses.

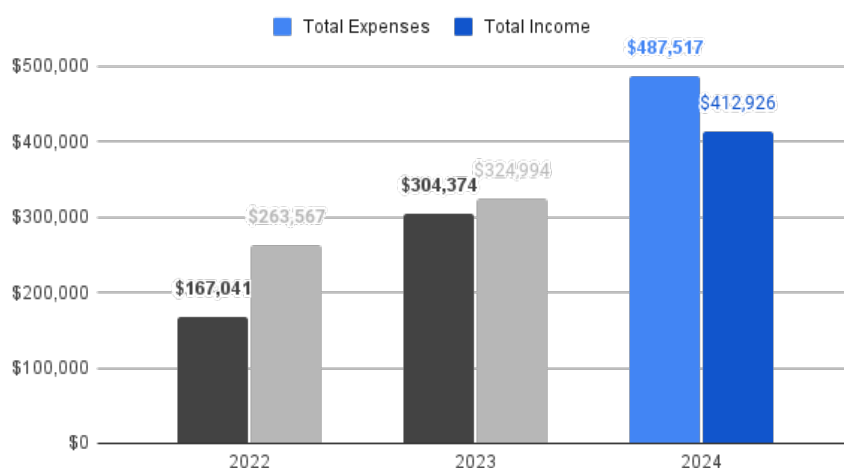
Our financial records also reflect a shift in staffing structures. Previously, only coaches were categorised as casual staff, with administrative staff classified as permanent. This year, we included casual administrative roles, leading to an apparent increase in casual wages. Total staff wages rose by \$92,000.

To enhance financial clarity, we itemised several expenses that were previously grouped under "Event Expenses." This modification enables NSW Ultimate to gain more detailed insights into expense categories, fostering better oversight and informed decision-making.

STRATEGIC OUTLOOK FOR 2024/25

As we progress into the next financial year, NSW Ultimate will focus on refining operational efficiencies and diversifying revenue streams. A primary focus will be the introduction of entry-level programs to attract new players and broaden our community base.

Through these efforts, NSW Ultimate remains committed to strengthening our organisational structure, expanding opportunities for participation, and building a sustainable future for Ultimate in New South Wales.



AFFILIATED CLUBS:

- Barefoot Bandits
- Bench Ultimate
- Blue Mountains Ultimate
- Darlinghurst Ultimate Frisbee Federation
- Dubbo Ultimate Frisbee Federation
- Dungog Frisyay
- Greater Western Sydney Women's Ultimate
- Hills Ultimate Frisbee Association
- Inner West Ultimate
- Manly Ultimate
- NACE Ultimate
- Newcastle I-Beam
- Newcastle Pie Wagon Ultimate Club
- Newcastle Ultimate Inc.
- Northern Suburbs Ultimate Inc.
- Orange NSW Ultimate
- Pompey Magnus
- Rogue Women's Ultimate Club Inc.
- South West Ultimate Inc.
- Sugar Magnolias
- Sunder Ultimate
- Ultimate Volleyball Club
- Western NSW Ultimate Frisbee Inc.
- Wollongong Ultimate Frisbee

Thank you to all our fantastic volunteers and clubs for your continued support and efforts in making Ultimate the wonderful community it is.



NSW Ultimate

www.nswultimate.com.au

Financial Statements

New South Wales Flying Disc Association Incorporated
ABN 54 076 977 677
For the year ended 30 June 2024

Prepared by Growthwise

Contents

3	Compilation Report
4	Committee's Declaration
5	Income Statement
8	Balance Sheet
9	Notes to the Financial Statements
12	Depreciation Schedule
13	Appropriation Statement

Compilation Report

New South Wales Flying Disc Association Incorporated For the year ended 30 June 2024

Compilation report to New South Wales Flying Disc Association Incorporated

We have compiled the accompanying special purpose financial statements of New South Wales Flying Disc Association Incorporated, which comprise the balance sheet as at 30 June 2024, the income statement, the statement of cash flows, a summary of significant accounting policies and other explanatory notes. The specific purpose for which the special purpose financial statements have been prepared is set out in Note 1.

The Responsibility of the Committee Members

The committee of New South Wales Flying Disc Association Incorporated are solely responsible for the information contained in the special purpose financial statements, the reliability, accuracy and completeness of the information and for the determination that the basis of accounting used is appropriate to meet their needs and for the purpose that financial statements were prepared.

Our Responsibility

On the basis of information provided by the directors we have compiled the accompanying special purpose financial statements in accordance with the basis of accounting as described in Note 1 to the financial statements and APES 315 *Compilation of Financial Information*.

We have applied our expertise in accounting and financial reporting to compile these financial statements in accordance with the basis of accounting described in Note 1 to the financial statements. We have complied with the relevant ethical requirements of APES 110 *Code of Ethics for Professional Accountants*.

Assurance Disclaimer

Since a compilation engagement is not an assurance engagement, we are not required to verify the reliability, accuracy or completeness of the information provided to us by management to compile these financial statements. Accordingly, we do not express an audit opinion or a review conclusion on these financial statements.

The special purpose financial statements were compiled exclusively for the benefit of the directors who are responsible for the reliability, accuracy and completeness of the information used to compile them. We do not accept responsibility for the contents of the special purpose financial statements.

Growthwise Pty Limited

59 Parry Street
NEWCASTLE WEST NSW 2302

Dated: 30 October 2024

Committee's Declaration

New South Wales Flying Disc Association Incorporated For the year ended 30 June 2024

The Committee have determined that the New South Wales Flying Disc Association Incorporated is not a reporting entity and that this special purpose financial report should be prepared in accordance with the accounting policies outlined in Note 1 to the financial statements.

The committee declare that:

1. The financial statements and notes, present fairly the company's financial position as at 30 June 2024 and its performance for the year ended on that date in accordance with the accounting policies described in Note 1 to the financial statements; and
2. In the committee's opinion there are reasonable grounds to believe that the Incorporated entity will be able to pay its debts as and when they become due and payable.

This declaration is made in accordance with a resolution of the committee of the incorporated entity.



Millicent Crowe (Nov 11, 2024 21:45 GMT+11)

President: Millicent Crowe



Josiah Smith (Nov 7, 2024 18:56 GMT+11)

Secretary: Josiah Smith

Sign date:

Income Statement

New South Wales Flying Disc Association Incorporated For the year ended 30 June 2024

	NOTES	2024	2023
Income			
Coaching Income		144,493	90,767
Event Based Fees Income		88,401	111,858
Events Income		99,219	59,468
Grants Income		20,000	10,000
Hire Income - Equipment		680	-
Income - Other		12,290	17,965
Sales Income		41,080	29,361
Total Income		406,162	319,420
Other Income			
Interest Income		4,331	3,195
Merchant Fees Recovered		2,104	2,381
Miscellaneous		328	(2)
Total Other Income		6,764	5,574
Total Income		412,926	324,994
Expenses			
Advertising & Marketing			
Advertising & Promotion		-	1,173
Marketing		324	-
Total Advertising & Marketing		324	1,173
AFDA Charges		40,549	-
Campaign Costs			
Campaign Cost - U18		-	5
Campaign Cost - U22		-	874
Total Campaign Costs		-	879
Catering			
Catering - Events		6,312	-
Catering - Meetings		1,704	6,945
Total Catering		8,016	6,945
Contractors		51,608	1,000
Equipment Costs			
Equipment - Apparel		2,646	-
Equipment - Discs		4,500	-
Equipment - Other		5,643	428
Kit Bags - DO NOT USE		-	8,257
Total Equipment Costs		12,790	8,685
Event Expenses		-	51,242
General Expenses			

The accompanying notes form part of these financial statements. These statements should be read in conjunction with the attached compilation report.

	NOTES	2024	2023
Accounting/Auditing Fees		7,051	2,250
Bad debts		-	14
Conferences		194	-
Depreciation		1,126	786
Fees		228	781
First Aid Supplies		343	-
General Supplies		1,162	-
Memberships		473	-
Merchant Fee Expenses		4,340	2,801
Stationery		197	-
Subscriptions (monday.com, Adobe, etc)		2,886	3,775
Total General Expenses		17,999	10,406
Grants			
Grants - Player		-	1,500
Grants - NSWU Clubs		180	1,882
Grants - Other		-	1,200
Total Grants		180	4,582
Hire Costs			
Hire Costs - Equipment		136	-
Hire Costs - Event - Field		7,597	-
Hire Costs - Events - Other		2,292	-
Hire Costs - Non-Event related		385	-
Total Hire Costs		10,410	-
Rent Expenses			
Rent - PO Box		-	218
Rent (Storage)		3,027	747
Total Rent Expenses		3,027	965
Sales Expenses			
Sales Expenses - Clothing		3,810	25,369
Sales Expenses - Discs		33,304	1,834
Sales Expenses - Freight		1,947	-
Total Sales Expenses		39,061	27,203
Staff Allowances			
Travel Allowance		4,631	8,597
Staff & Exec - Playing allowance		-	2,060
Other Allowances		1,560	337
Total Staff Allowances		6,191	10,994
Staff - Casuals			
Staff - Casuals - Wages		86,078	56,437
Staff - Casuals - Super		9,294	5,927
Staff - Casuals - Provisions for Work Cover Premiums		1,866	-
Total Staff - Casuals		97,237	62,365

The accompanying notes form part of these financial statements. These statements should be read in conjunction with the attached compilation report.

	NOTES	2024	2023
Staff - Permanent			
Staff - Perm - Wages		164,111	101,300
Staff - Perm - Super		18,052	10,617
Staff - Perm - Provisions for Leave		6,734	2,703
Staff - Perm - Prov for Work Cover Premiums		3,673	3,315
Total Staff - Permanent		192,570	117,935
Travel Expenses			
Accommodation		3,848	-
Travel - Fuel		217	-
Travel - Parking		181	-
Travel - Plane		2,167	-
Travel - Taxi / Uber		513	-
Travel - Vehicle Rental		626	-
Total Travel Expenses		7,554	-
Total Expenses		487,517	304,374
Profit/(Loss) before Taxation		(74,591)	20,620
Net Profit After Tax		(74,591)	20,620
Net Profit After Dividends Paid		(74,591)	20,620

The accompanying notes form part of these financial statements. These statements should be read in conjunction with the attached compilation report.

Balance Sheet

New South Wales Flying Disc Association Incorporated As at 30 June 2024

	NOTES	30 JUNE 2024	30 JUNE 2023
Assets			
Current Assets			
Bank accounts	2	278,293	332,169
General Expenses paid in Advance		13,953	10,904
GST		1,236	-
Inventory	3	18,752	18,919
Stripe AUD		304	-
Trade Debtors		29,518	62,178
Undeposited Funds Account		-	300
Workers Comp Paid in Advance		5,121	661
Total Current Assets		347,177	425,131
Non-Current Assets			
Property, plant and equipment	4	2,892	2,110
Total Non-Current Assets		2,892	2,110
Total Assets		350,069	427,240
Liabilities			
Current Liabilities			
Accrued Expenses		900	128
Income received in Advance		246	109
Other Payroll Liabilities		-	344
Provisions	5	16,937	11,289
Super Payable		6,337	-
Trade Creditors		20,240	35,371
Total Current Liabilities		44,661	47,241
Total Liabilities		44,661	47,241
Net Assets		305,408	379,999
Equity			
Retained Earnings		305,408	379,999
Total Equity		305,408	379,999

The accompanying notes form part of these financial statements. These statements should be read in conjunction with the attached compilation report.

Notes to the Financial Statements

New South Wales Flying Disc Association Incorporated For the year ended 30 June 2024

1. Statement of Significant Accounting Policies

The directors have determined that the company is not a reporting entity and accordingly, this financial report is a special purpose report prepared for the sole purpose of distributing a financial report to members and must not be used for any other purpose. The directors have determined that the accounting policies adopted are appropriate to meet the needs of the members.

The financial report has been prepared on an accrual basis and under the historical cost convention, except for certain assets, which, as noted, have been written down to fair value as a result of impairment. Unless otherwise stated, the accounting policies adopted are consistent with those of the prior year.

The accounting policies that have been adopted in the preparation of the statements are as follows:

Inventories

Inventories are carried at the lower of cost or net realisable value. Cost is based on the weighted average method and includes expenditure incurred in acquiring the inventories and bringing them to the existing condition and location.

Property, Plant and Equipment

Property, plant and equipment is initially recorded at the cost of acquisition or fair value less, if applicable, any accumulated depreciation and impairment losses. Plant and equipment that has been contributed at no cost, or for nominal cost, is valued and recognised at the fair value of the asset at the date it is acquired. The plant and equipment is reviewed annually by directors to ensure that the carrying amount is not in excess of the recoverable amount from these assets. The recoverable amount is assessed on the basis of the expected net cash flows that will be received from the utilisation of the assets and the subsequent disposal. The expected net cash flows have been discounted to their present values in estimating recoverable amounts.

Freehold land and buildings are measured at their fair value, based on periodic, but at least triennial, valuations by independent external valuers, less subsequent depreciation for buildings.

Increases in the carrying amount of land and buildings arising on revaluation are credited in equity to a revaluation surplus. Decreases against previous increases of the same asset are charged against fair value reserves in equity. All other decreases are charged to profit or loss.

Any accumulated depreciation at the date of revaluation is offset against the gross carrying amount of the asset and the net amount is restated to the revalued amount of the asset.

Trade and Other Receivables

Trade receivables and other receivables, including distributions receivable, are recognised at the nominal transaction value without taking into account the time value of money. If required a provision for doubtful debt has been created.

Trade and Other Payables

Trade and other payables represent the liabilities for goods and services received by the company that remain unpaid at 30 June 2024. Trade payables are recognised at their transaction price. They are subject to normal credit terms and do not bear interest.

Employee Benefits

Provision is made for the liability for employee entitlements arising from services rendered by employees to 30 June 2024. Employee benefits have been measured at the amounts expected to be paid when the liability is settled, plus related costs.

Provisions

These notes should be read in conjunction with the attached compilation report.

Provisions are recognised when the entity has a legal or constructive obligation resulting from past events, for which it is probable that there will be an outflow of economic benefits and that outflow can be reliably measured. Provisions are measured using the best estimate available of the amounts required to settle the obligation at the end of the reporting period.

Cash and Cash Equivalents

Cash and cash equivalents include cash on hand, deposits held on call with banks, other short-term highly liquid investments with original maturities of three months or less, and bank overdrafts.

Goods and Services Tax

Transactions are recognised net of GST, except where the amount of GST incurred is not recoverable from the Australian Taxation Office (ATO).

Receivables and payables are stated inclusive of the amount of GST receivable or payable. The net amount of GST recoverable from, or payable to, the ATO is included with other receivables or payables in the balance sheet.

Grants

Grant revenue is recognised in the income statement when the entity receives the grant, when it is probable that the entity will receive the economic benefits of the grant and the amount can be reliably measured.

If the grant has conditions attached which must be satisfied before the entity is eligible to receive the grant, the recognition of the revenue will be deferred until those conditions are satisfied.

Where the entity incurs an obligation to deliver economic value back to the grant contributor, the transaction is considered a reciprocal transaction and the revenue is recognised as a liability in the balance sheet until the required service has been completed, otherwise the income is recognised on receipt.

New South Wales Flying Disc Association Incorporated receives non-reciprocal contributions of assets from the government and other parties for a nominal or zero value. These assets are recognised at their fair value on the date of acquisition in the balance sheet, with an equivalent amount of income recognised in the income statement.

Donations and bequests are recognised as revenue when received.

	2024	2023
2. Cash & Cash Equivalents		
Bank Accounts		
Westpac - Employee Debit	5	5
Westpac - General	12,867	23,749
Westpac - Grant	5	30
Westpac - High Interest	265,406	299,723
Westpac - NSW Rep Teams	5	6,282
Westpac - Tournament	5	2,381
Total Bank Accounts	278,293	332,169
Total Cash & Cash Equivalents	278,293	332,169
	2024	2023

3. Inventory

Inventories		
Clothing Inventory	-	9,448
Disc Inventory	-	9,470

These notes should be read in conjunction with the attached compilation report.

Inventory (Stock on Hand)	18,752	-
Total Inventories	18,752	18,919
Total Inventory	18,752	18,919
	2024	2023

4. Property Plant and Equipment

Plant and Equipment		
Plant and equipment at cost	4,090	4,322
Accumulated depreciation of plant and equipment	(1,198)	(2,212)
Total Plant and Equipment	2,892	2,110
Total Property Plant and Equipment	2,892	2,110
	2024	2023

5. Provisions

Provisions		
Prov - Sick Leave	3,522	293
Prov - Youth Sponsorship	7,500	7,500
Prov - Workers Comp	-	1,085
Other Payroll Liabilities	-	344
Prov - Annual Leave	5,915	2,410
Total Provisions	16,937	11,633
Total Provisions	16,937	11,633
	2024	2023

6. Payables

Current		
Super Payable	6,337	-
Trade Creditors	20,240	35,371
Total Current	26,577	35,371
Total Payables	26,577	35,371

These notes should be read in conjunction with the attached compilation report.

Depreciation Schedule

New South Wales Flying Disc Association Incorporated For the year ended 30 June 2024

NAME	COST	OPENING VALUE	PURCHASES	DISPOSALS	DEPRECIATION	CLOSING VALUE
Computers At Cost						
Laptop - IS	2,182	2,110	-	-	727	1,382
Laptop - NL	1,908	-	1,908	-	471	1,437
Total Computers At Cost	4,090	2,110	1,908	-	1,198	2,820
Total	4,090	2,110	1,908	-	1,198	2,820

The accompanying notes form part of these financial statements. These statements should be read in conjunction with the attached compilation report.

Appropriation Statement

New South Wales Flying Disc Association Incorporated For the year ended 30 June 2024

	NOTES	2024	2023
Retained Earnings after Appropriation			
Retained Earnings At Start of Year		379,999	359,380
Profit / (loss) Before Taxation		(74,591)	20,620
Retained Earnings After Appropriation		305,408	379,999

The accompanying notes form part of these financial statements. These statements should be read in conjunction with the attached compilation report.